

Biophysics I

1. Introduction, Radiations

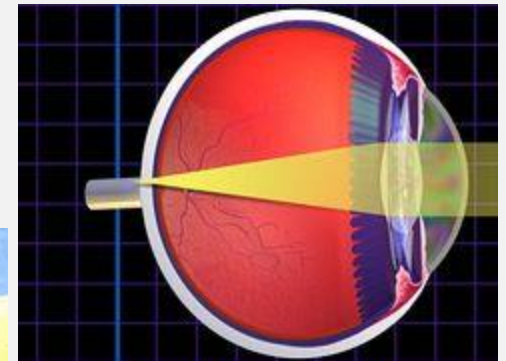
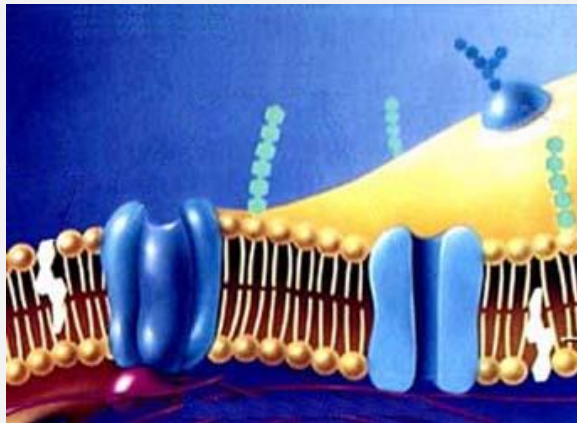
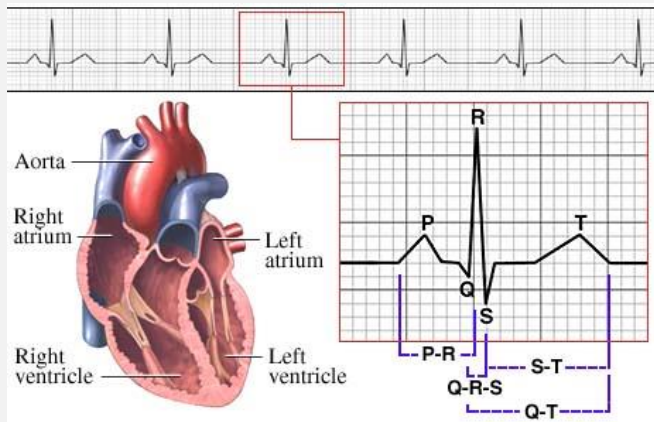
Gusztáv Schay, Károly Liliom

09. 09. 2022.

What is the subject of biophysics?

Physical backgrounds of biological processes

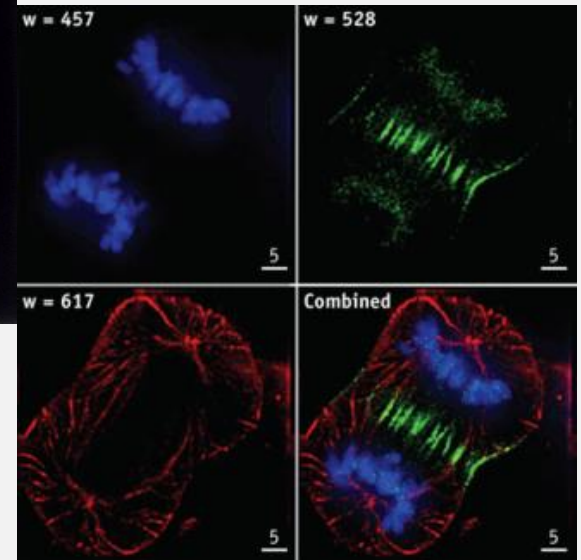
E.g.: electrophysiology of heart, structure and function of membranes, sensory functions,...



What is the subject of biophysics?

Physical methods in biology and medicine

E.g., ECG, X-ray diagnostics, microscopy....



Scientific method

Observations, experiments = data collection

Data analysis = finding causative relations among data

Relations = mathematical models describing the dependence of observations on independent variables (parameters)

Model building is always simplification. Based on a model, we make assumptions out of the known observation to validate them experimentally. If the new results agree with the model prediction than we keep the model, if not than we must modify the model = models are **falsifiable**! = experimental results support or disprove a model. Occam's razor = from alternative explanations (models) of a phenomenon, we should select the one posits the fewest assumptions.

Medical sciences (!)

Math and physics we need for biophysics

(formula collection)

quantitative models = mathematical functions

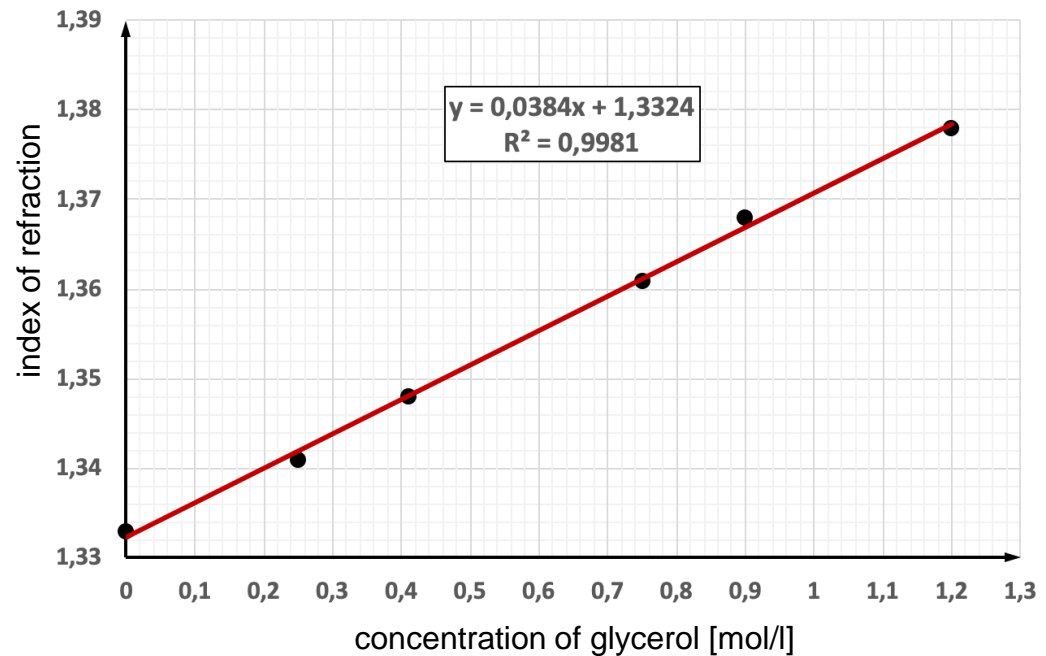
an example – how the index of refraction changes as a function of the concentration of soluts in diluted solutions? $n = n_0 + k \cdot c$

what we need:

- *linear function*
- *power function*
- *exponential and logarithmic function*
- *harmonic function*

good to know:

- *transformations of formulas*
- *vectors*
- *units*



Physical bases of biophysics



Department of Biophysics and
Radiation Biology
Semmelweis University - Faculty of Medicine

Home **Education** Research Services Staff Contact

Faculty of Medicine

- Biophysics Labs
- Mathematical and Physical Basis of Medical Biophysics
- Medical biophysics 1.
- Medical biophysics 2.
- Medical statistics, informatics and telemedicine
- Teaching assistant work

Faculty of Dentistry

- Biophysics 1. Dentistry
- Biophysics 2. (Dentistry)
- Biophysics Labs
- Physical bases of biophysics
- Physical Foundations of Dental Materials Science
- Teaching assistant work

Faculty of Pharmacy

- Biophysics 1.
- Biophysics 2.
- Biophysics Labs
- Physical bases of biophysics
- Teaching assistant work

Other undergraduate education

Physical bases of biophysics

2021-2022

Information **Lectures** Exam

General information

Elective course (lectures only)

1 credit

The course will be held in Hári lecture hall during the first four Tuesdays (19:10 - 20:40) and Fridays (16:50 - 18:20) of the semester.

Important: passing the closing test from the course material is mandatory for all medical students. Passing the test is a requirement for obtaining a signature in Biophysics I.

Therefore, we recommend it to every student to attend this course, as it will help in preparing for the mandatory test and for studies in Biophysics.

Closing test of the course: the date will be announced later

Aims of the subject within the medical studies

The aim of the subject is to remedy the deficiencies in the education of mathematics and physics in secondary schools, and to provide the background knowledge necessary for the Biophysics subject.

Supporting educational materials (textbooks, notes etc.)

[Physical Bases of Biophysics \(manual\)](#)

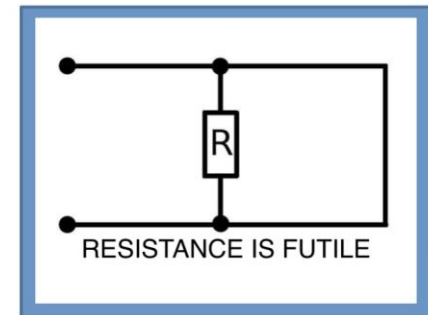
[Unit conversion](#)

[Transposition of formulae](#)

Mathematical and Physical Basis of Medical Biophysics

Supplementary material for the
„Medical Biophysics” and „Biophysics” courses

Edited by: Dr. Ferenc Tölgyesi, associate professor



Semmelweis University
Department of Biophysics and Radiation Biology
2016

Important concepts: energy (work, power), momentum, force (fields), kinematics (velocity, acceleration)...

Topic list of the first semester

- 1 Introduction to biophysics, radiations, elektromagnetic spectrum
- 2 Ray optics: Fermat's principle, refraction, lenses, microscope
- 3 Wave optics: Huygens's principle, diffraction, interference, resolution
- 4 Light interacting with matter: scattering, absorption, reflection, color vision
- 5 Atoms, molecules, structure of matter
- 6 Thermal emission; emission of human body infradiagnostics
- 7 Luminescence, applications in medicine
- 8 Lasers, applications in medicine
- 9 Modern microscopy techniques
- 10 X-ray: production, characteristics, and applications
- 11 Photobiology, applications in medicine
- 12 Bases of X-ray diagnostics
- 13 Nuclear radiations, bases of isotope diagnostics
- 14 Clinical applications of nuclear radiations

Radiations

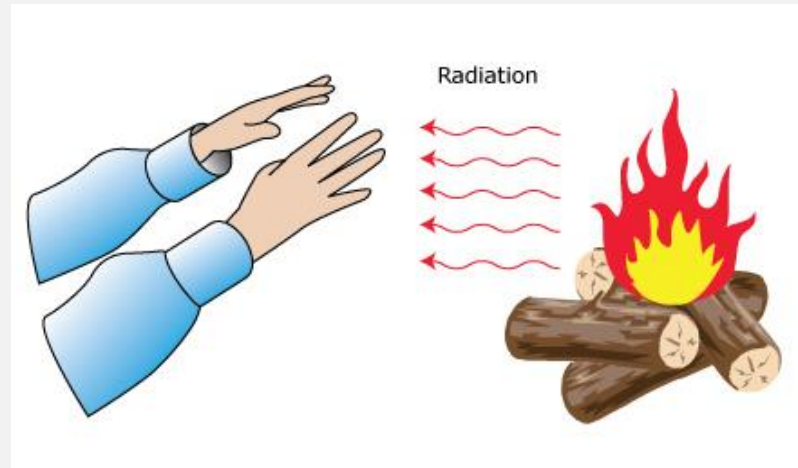
radiation = release (emission) and transfer (propagation) of energy (in the form of waves or particles)

Examples:

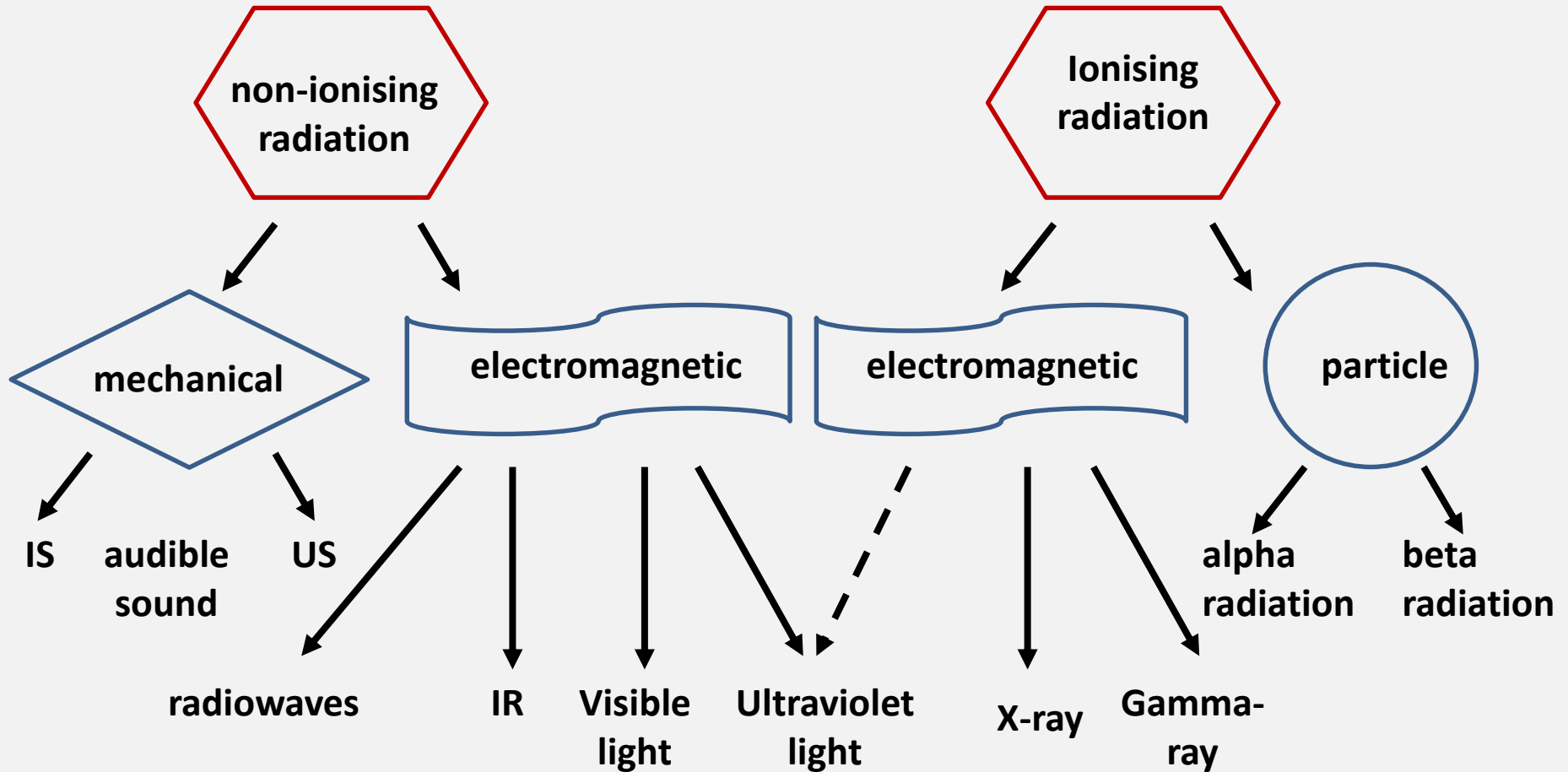
sound, light

radiowaves, X-ray

nuclear radiations



Classification of radiations



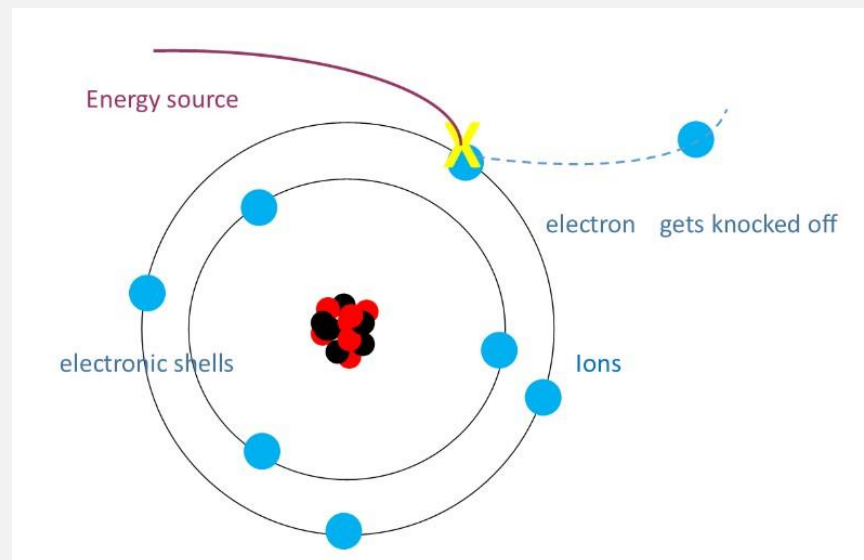
Classification of radiations

non-ionising
radiation

Ionising
radiation

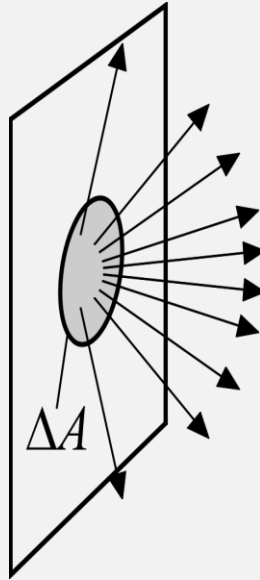
What is the basis of classifications?

IONISATION

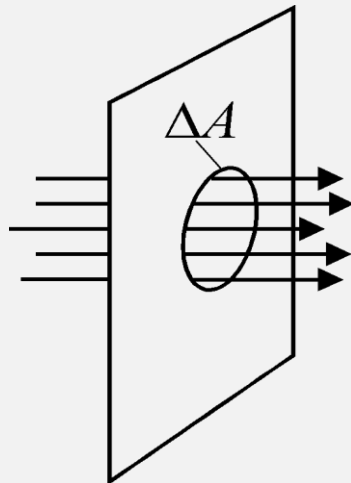
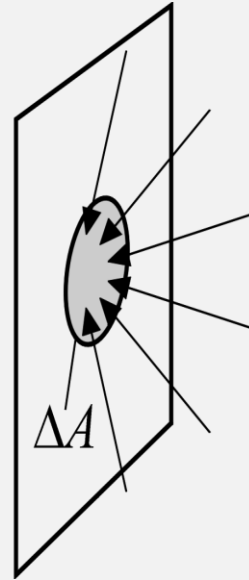


Radiometric quantities

$$M = \Delta P / \Delta A = \Delta E / \Delta t \Delta A$$



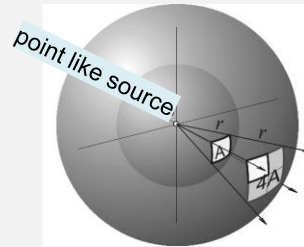
$$E_{be} = \Delta P / \Delta A \text{ (W/m}^2\text{)}$$



Intensity = energy flow density

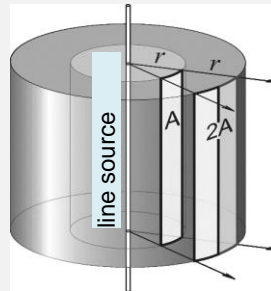
$$J_E = \Delta E / \Delta t \Delta A$$

Intensity change by distance from the source



Point like source:

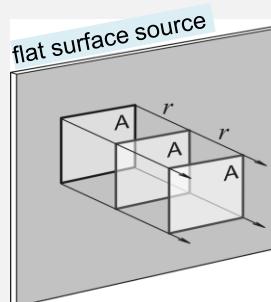
$$A \sim r^2 \rightarrow J \sim 1/r^2$$



line source:

$$A \sim r \rightarrow J \sim 1/r$$

only close to the source!



flat surface source:

$$A \sim \text{constant} \rightarrow J \sim \text{constant}$$

General description of waves

periodic disturbances in space and time, transferring energy



Waves differ in
type of energy
intensity
mechanism of propagation

Characteristic values

Period in space – *wavelength*

λ [m] or [nm]

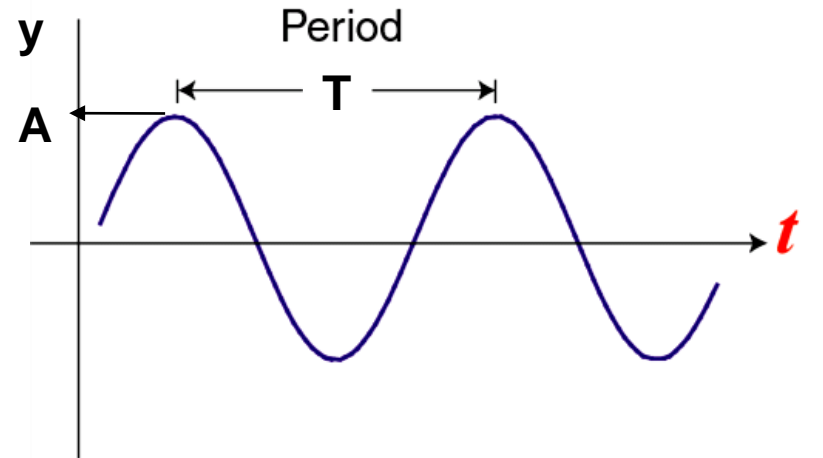
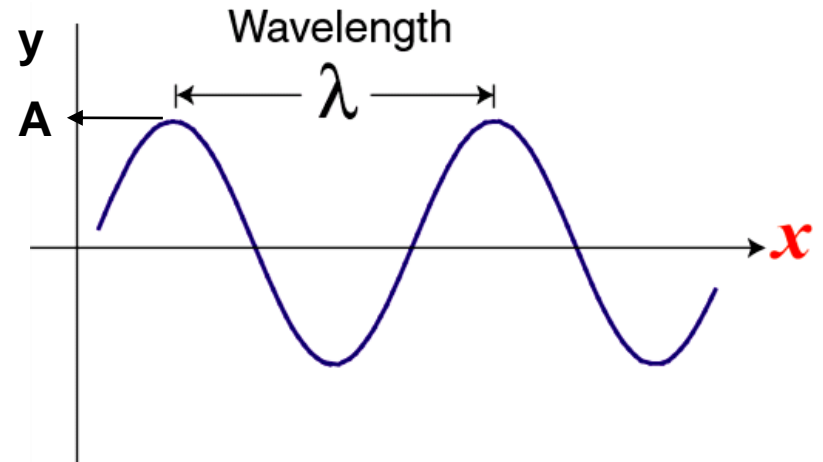
displacement – *amplitude*

$$E \sim A^2$$

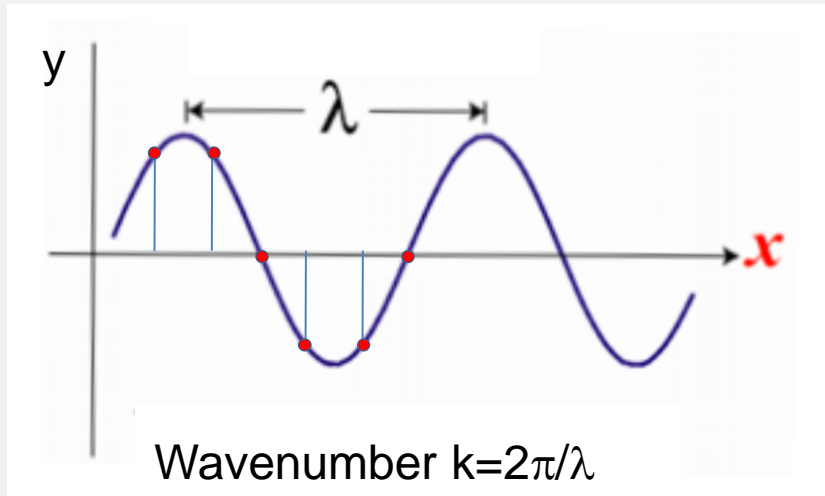
Period in time – *period, T*
– *frequency, f*

$$f = \frac{1}{T} \left[\frac{1}{s} \right]$$

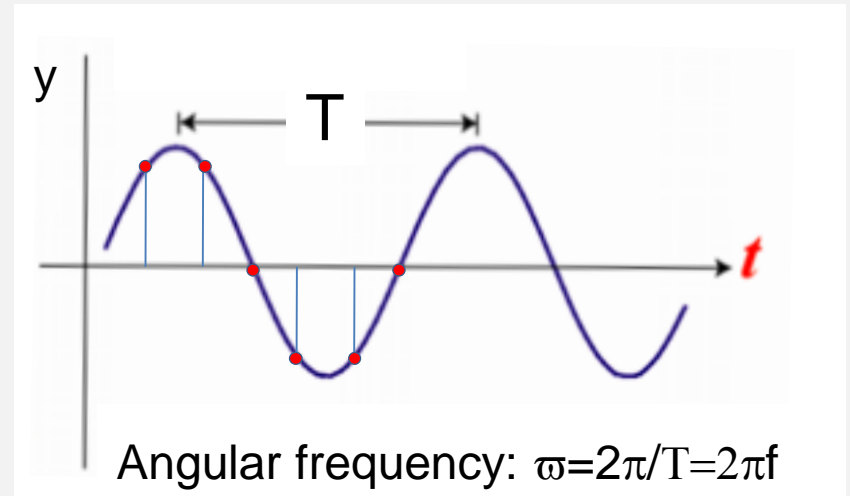
velocity of waves: $c = \lambda/T = \lambda f$



Phase: the location or timing of a point within a period



$$\phi(x)=kx+\phi_o$$




$$\phi(t)=\omega t+\phi_o$$

$$\phi=\omega t+kx+\phi_o$$

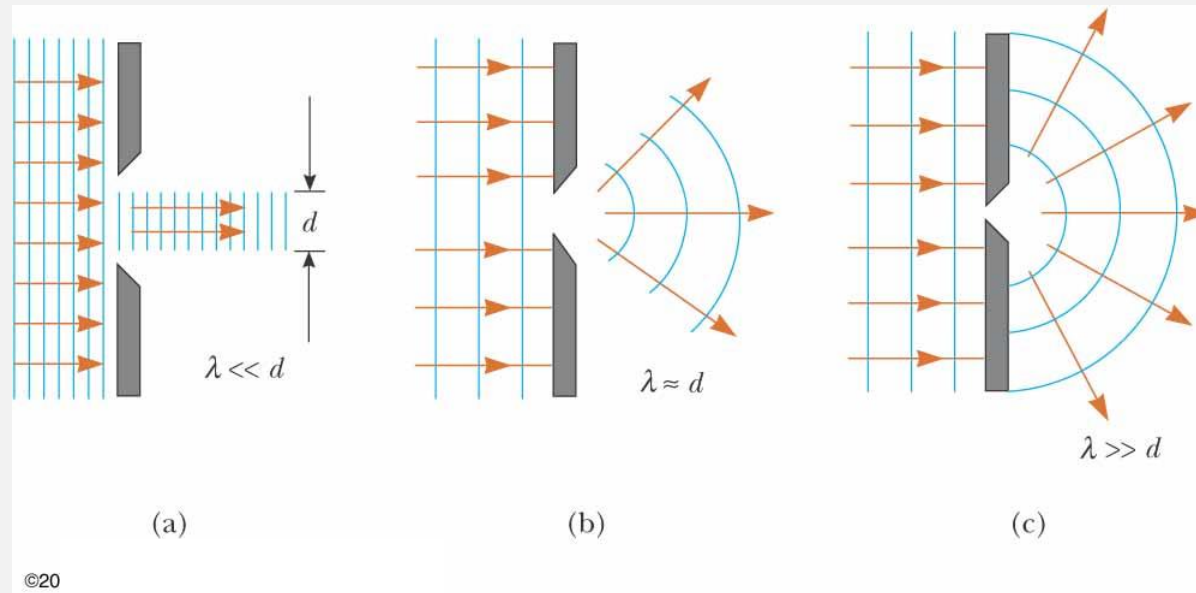
Phase: fraction of the wave cycle that has elapsed relative to the origin

Indications for a wave nature:

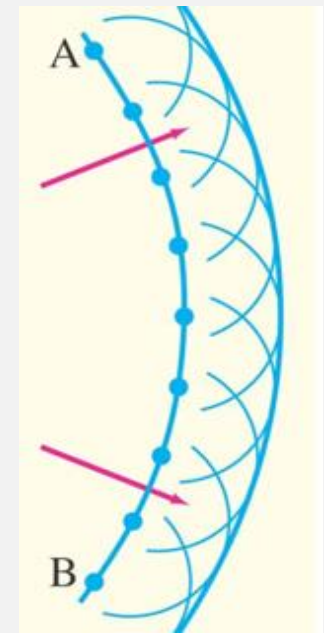
- diffraction
- superposition / interference
- polarisation



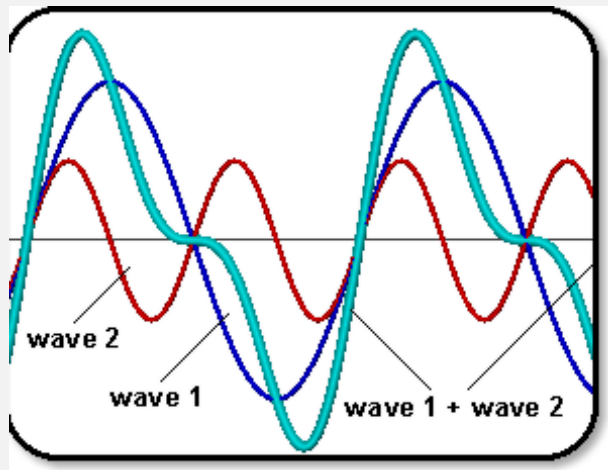
Diffraction



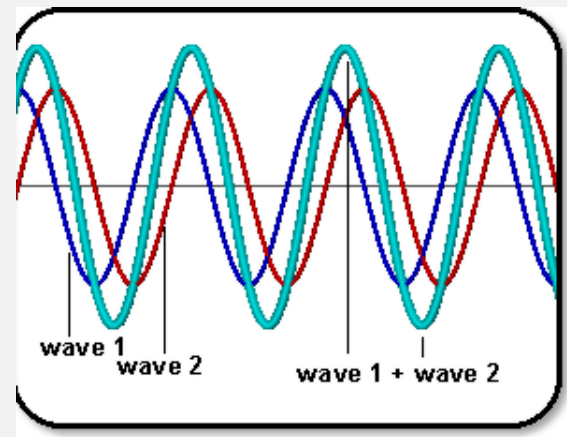
Huygens' principle: every point in a propagating wavefront serves as the source of spherical secondary wavelets, such that the wavefront at some later time is the envelope of these wavelets.



Superposition: The principle of superposition applies to waves whenever two (or more) waves traveling through the same medium at the same time. The net amplitude of the waves at any point in space or time, is simply the sum of the individual wave amplitudes.

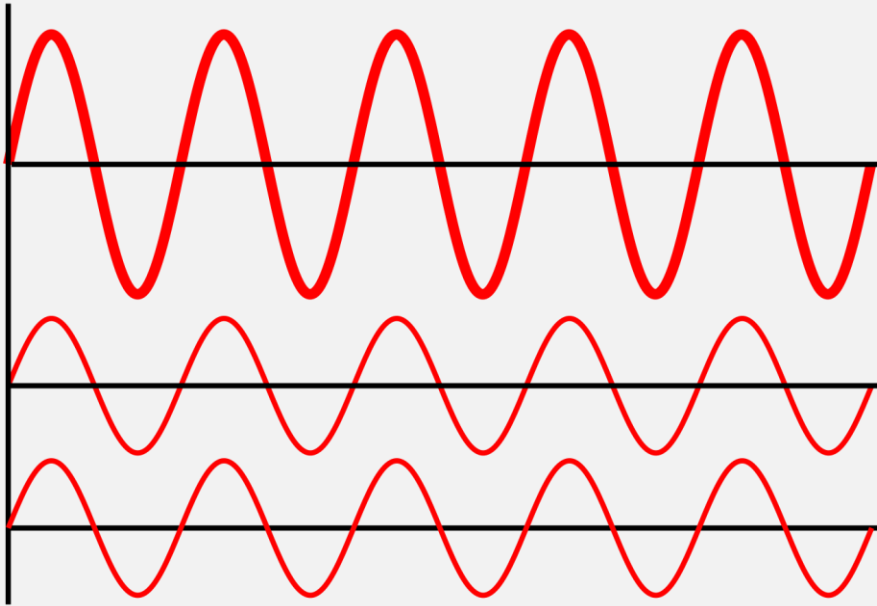


Un-equal frequencies



Equal frequencies

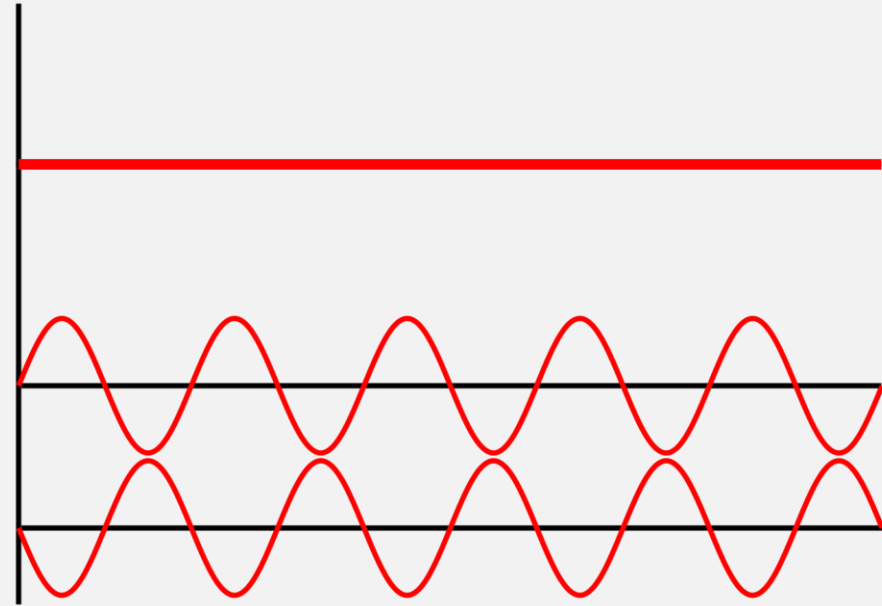
Interference: superposition of coherent waves



Similar phases

Constructive interference

$$\Delta\Phi = 0^\circ$$



Opposite phases

Destructive interference

$$\Delta\Phi = 180^\circ$$

The nature of light is...

a wave?




Christiaan Huygens

(1629 - 1695)

Traité de la lumière
1690

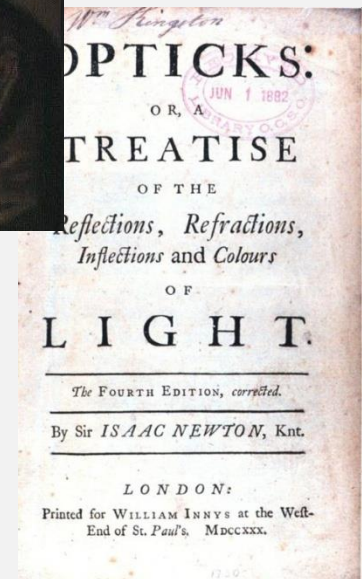
particle?



Isaac Newton

(1642 - 1727)

Opticks
1704

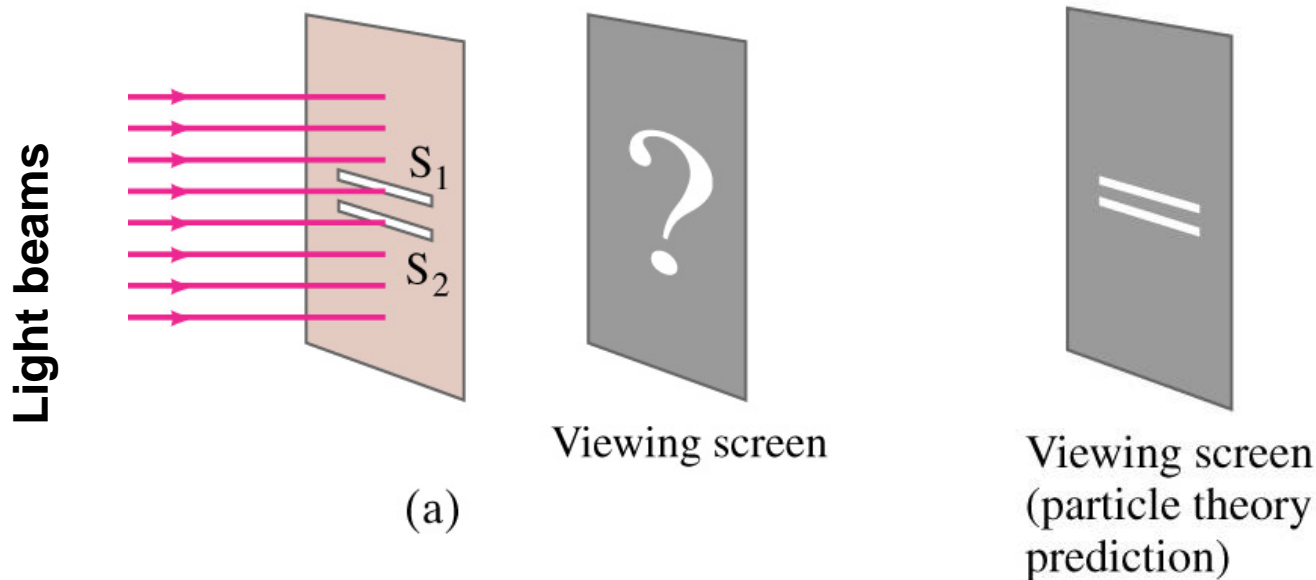




Thomas Young
(1773-1829)

Wave or particle?

1. Thomas Young's double-slit experiment

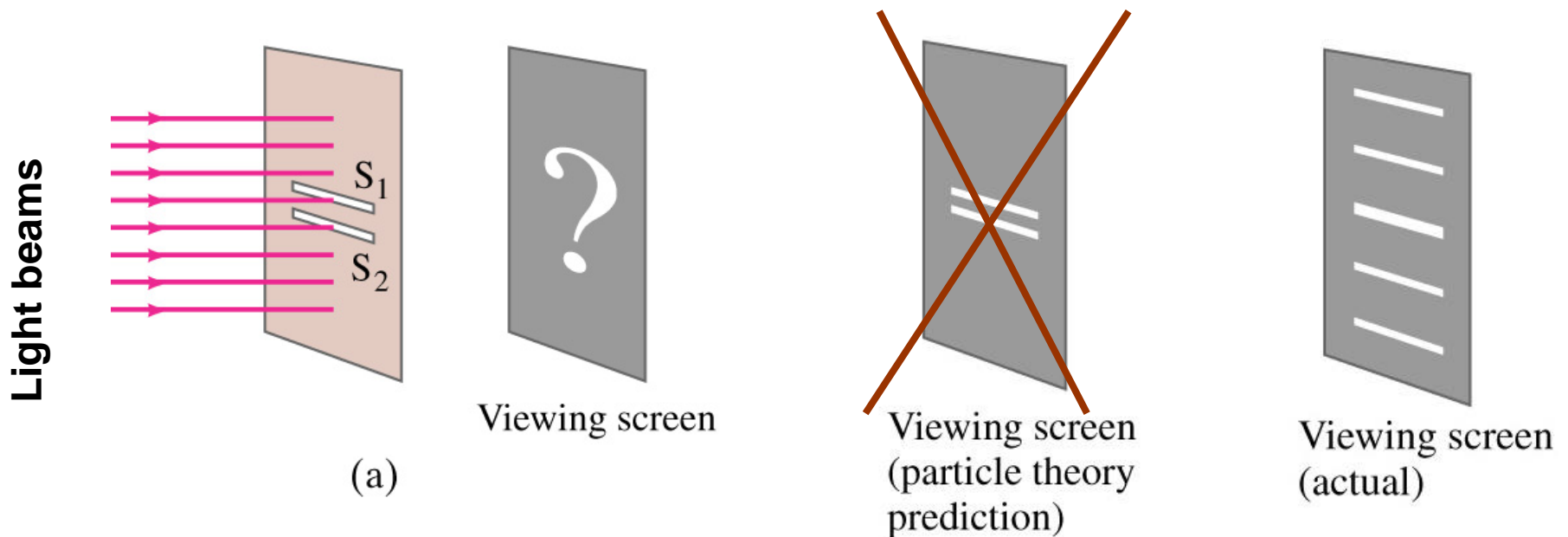




Thomas Young
(1773-1829)

Wave or particle?

1. Thomas Young's double-slit experiment



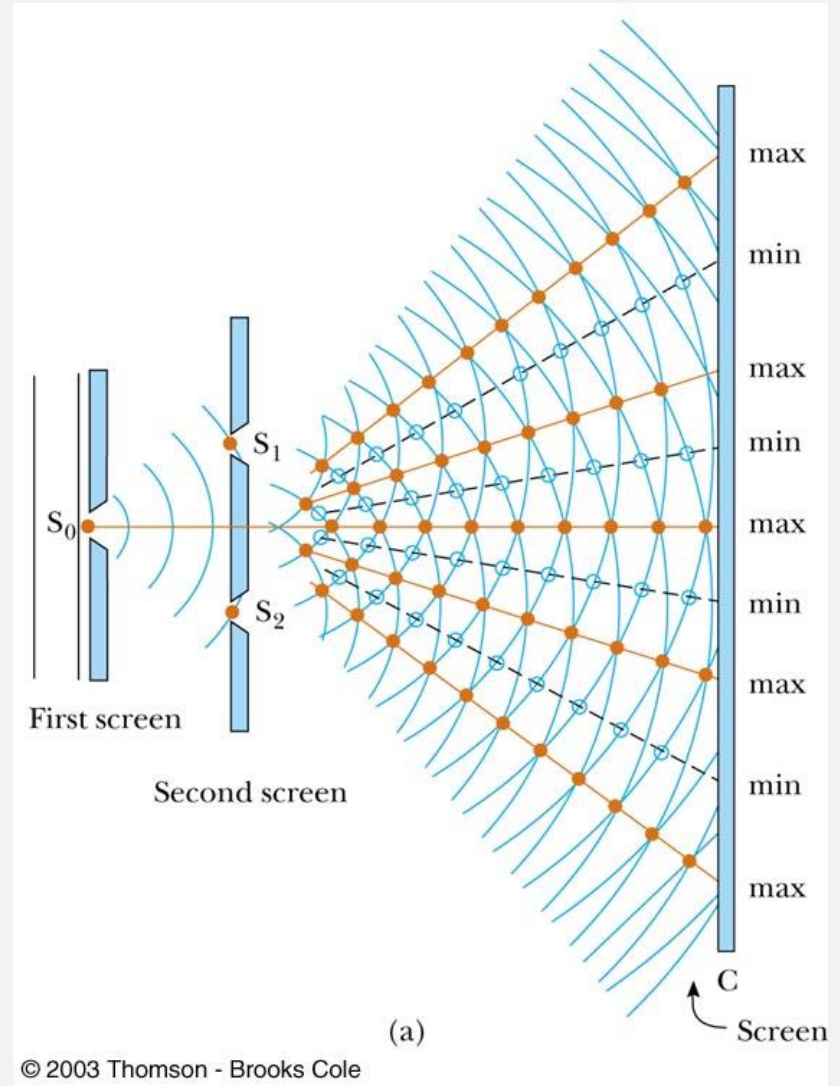
Interpretation of Thomas Young's double-slit experiment

S_1 and S_2 slits are wavesources

Two waves from S_1 and S_2 originates from the same wavefront, that is they are in the same phase.


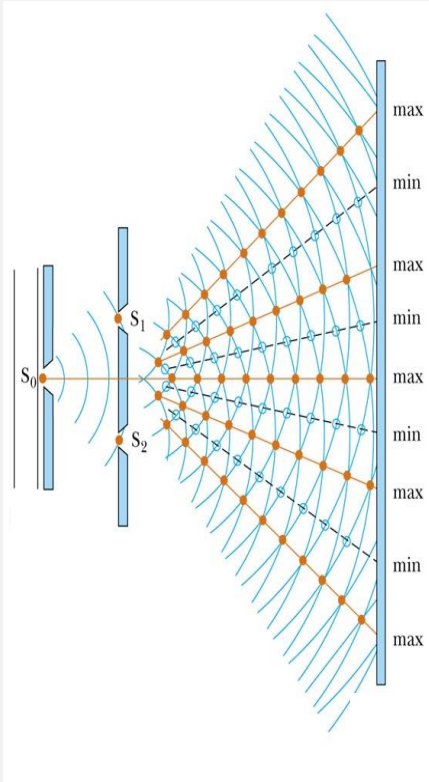


interference



Interference fringes on a screen

Dispersion of light by a diffraction grating

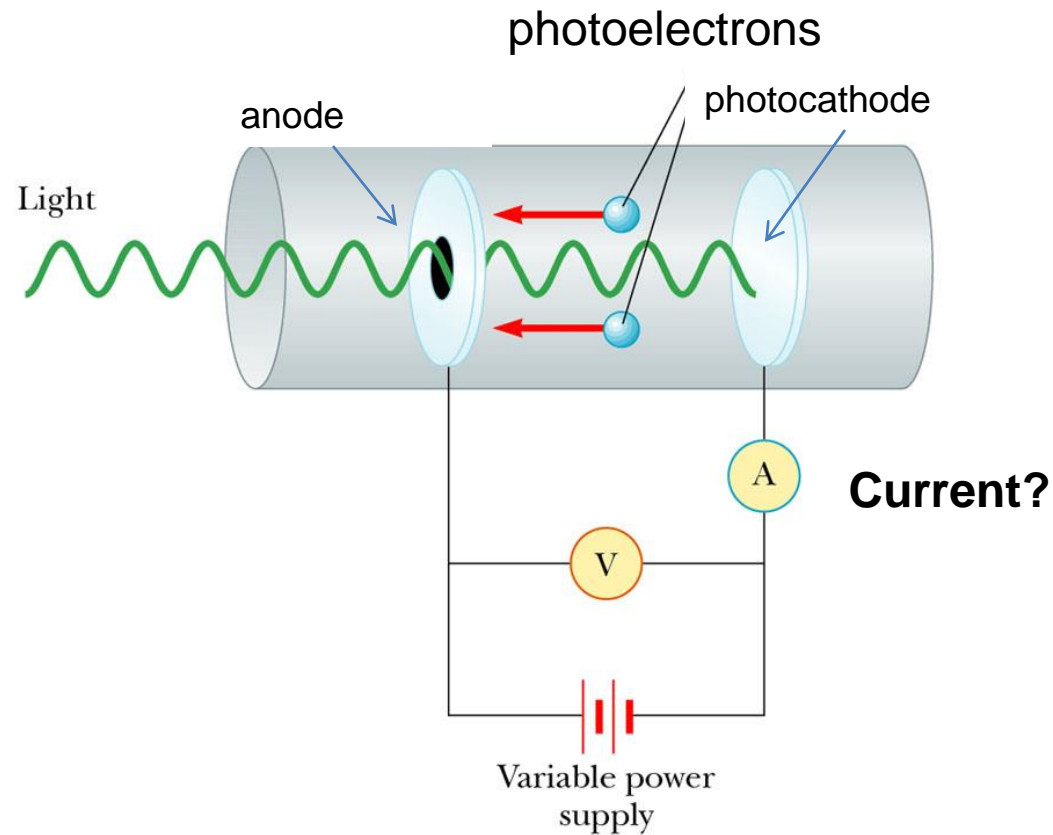


Wave or particle?

2. Hertz's experiment



**Heinrich Hertz
1887**



Fotoelectric effect

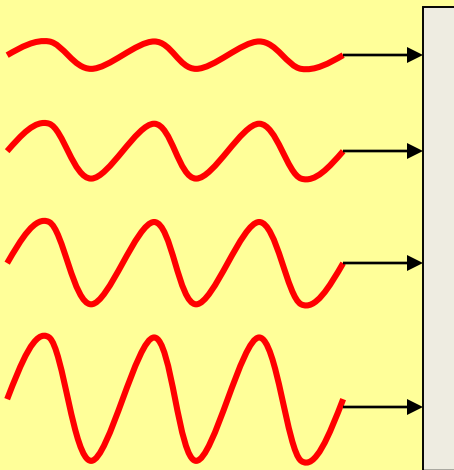
Light irradiation with

Similar color / wavelength

Similar amplitude

increasing
amplitude / intensity

Current?



no

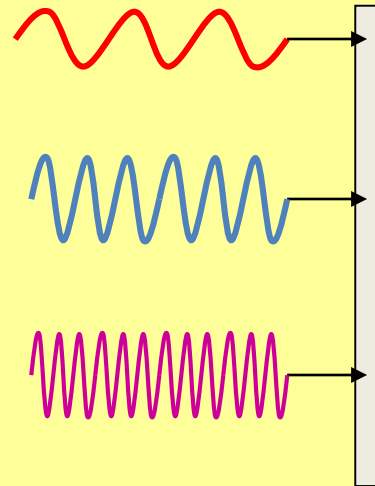
no

no

no

variation in color / wavelength

Current?



no

yes


yes

No current below a critical frequency!

Interpretation of photoelectric effect

- Based on the wave character it is not possible!
- Planck - foundation of quantum physics (1900): $E=hf$
- Einstein's concept is based on quantum theory (1905)

Max Planck



Albert Einstein

Nobel Prize in physics 1918

*"in recognition of the services he rendered
to the advancement of Physics
by his discovery of energy quanta".*

Nobel Prize in physics 1921

*for his services to Theoretical Physics,
and especially for his discovery
of the law of the photoelectric effect".*

Einstein's interpretation

- Light consists of a finite number of energy quanta - photons
- The energy of a photon: $E = hf$
- Photon can be absorbed or generated only as complete units
- A photon transfers its energy to one electron if the photon energy is equal or higher than the work function (A)
- No interaction, if the photon energy is below the work function
- 1 photon – 1 electron interaction
- Kinetic energy of the released electron: $E_{kin} = hf - A$

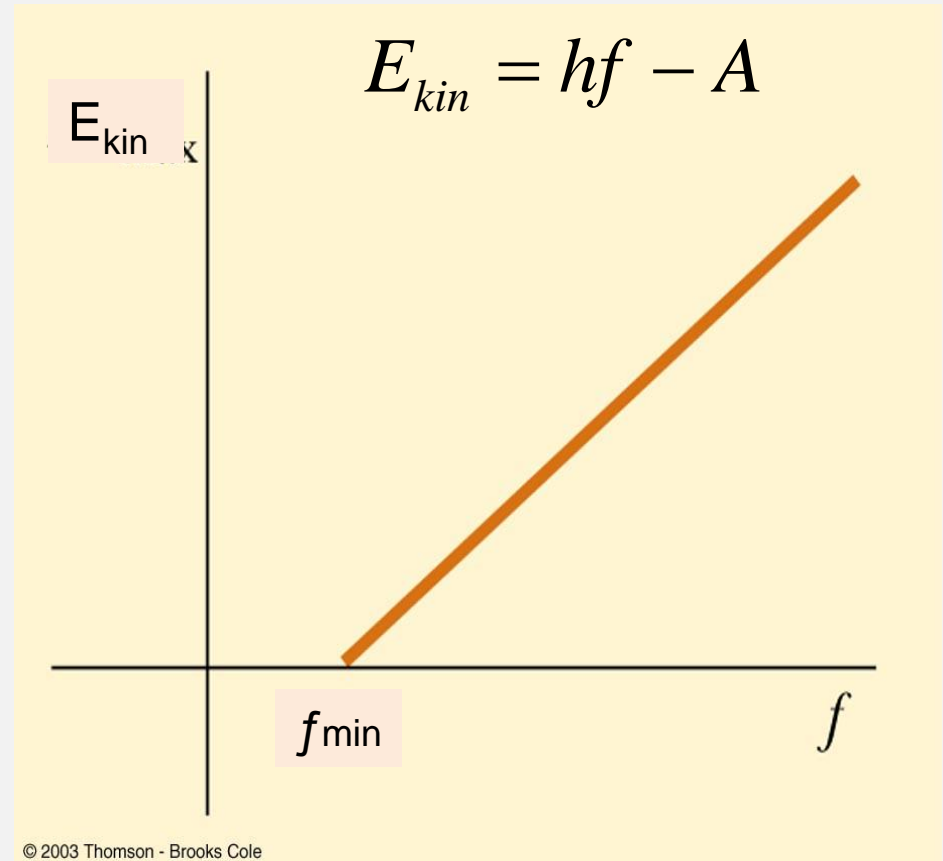
Einstein's interpretation and the frequency limit

Kinetic energy of the emitted electron is proportional to the frequency.

Intercept with the x axis is the smallest frequency inducing photoelectric effect

f_{\min} depends on the cathode material:

$$A = hf_{\min}$$



Dual nature of light

Particle – its energy is quantized, a photon is an elementary particle, the quantum of the electromagnetic interaction

Energy of photon: $E = hf = h \frac{c}{\lambda}$

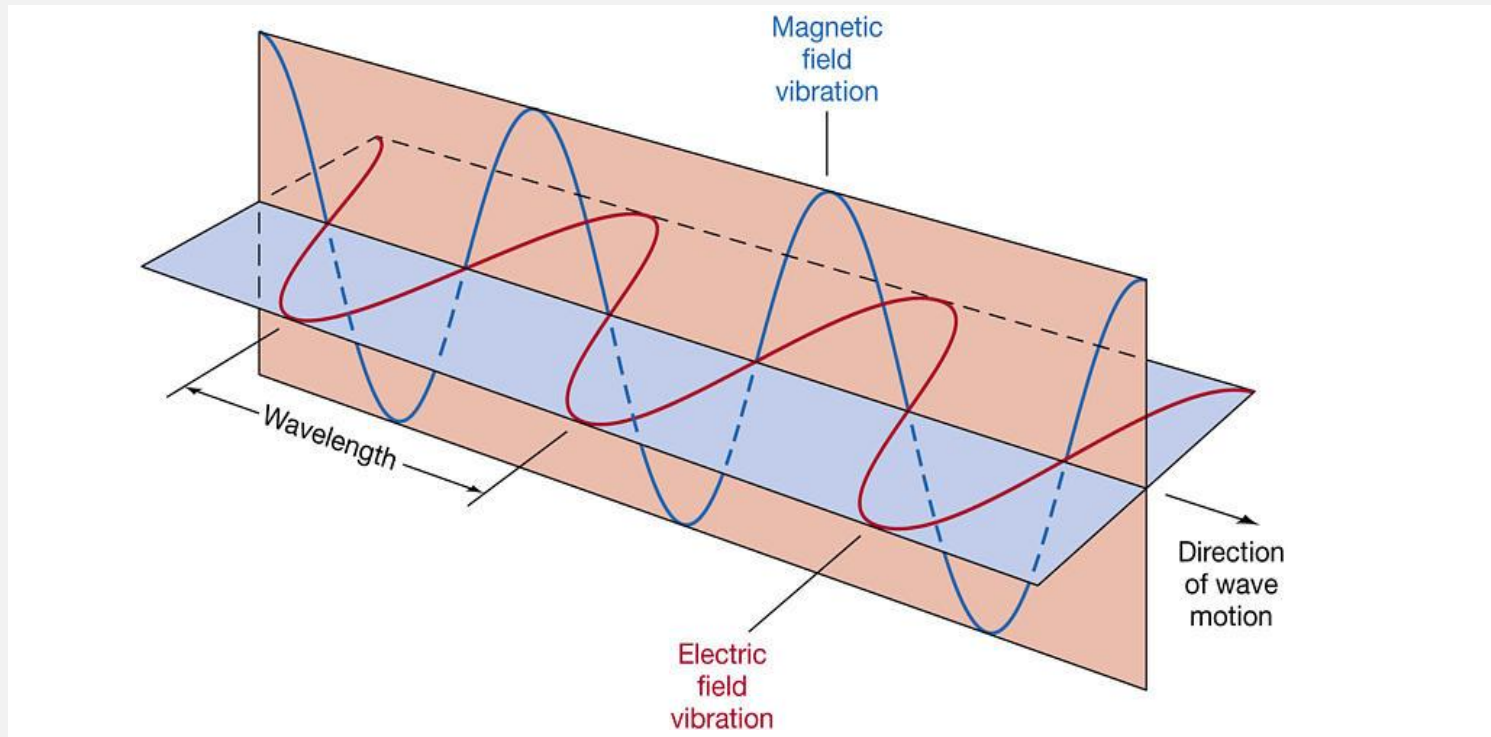
Planck constant: $h = 6.62 \cdot 10^{-34} \text{ Joule} \cdot \text{s}$

Photons have no resting mass and propagate in vacuum

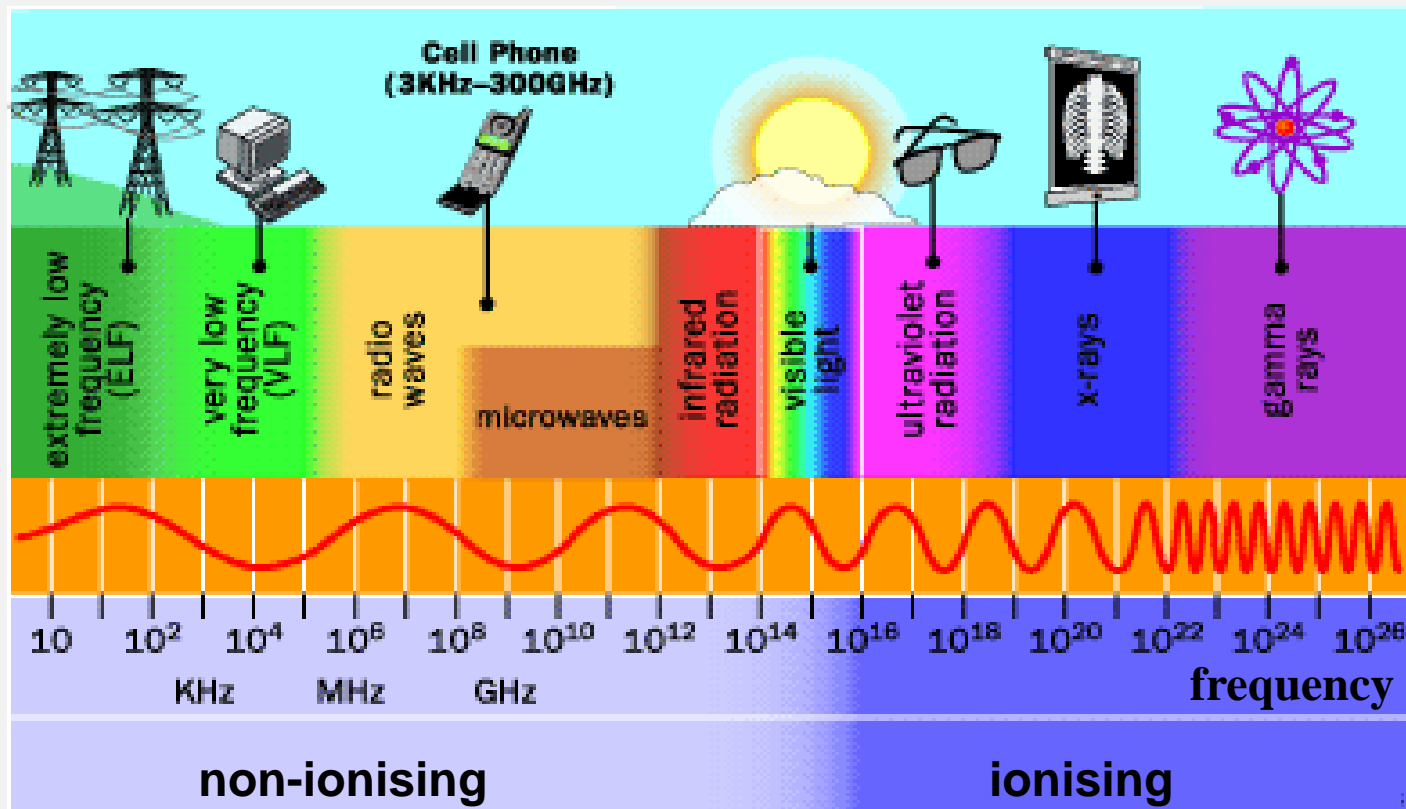
Dual nature of light

Wave – electric and magnetic fields vary sinusoidally

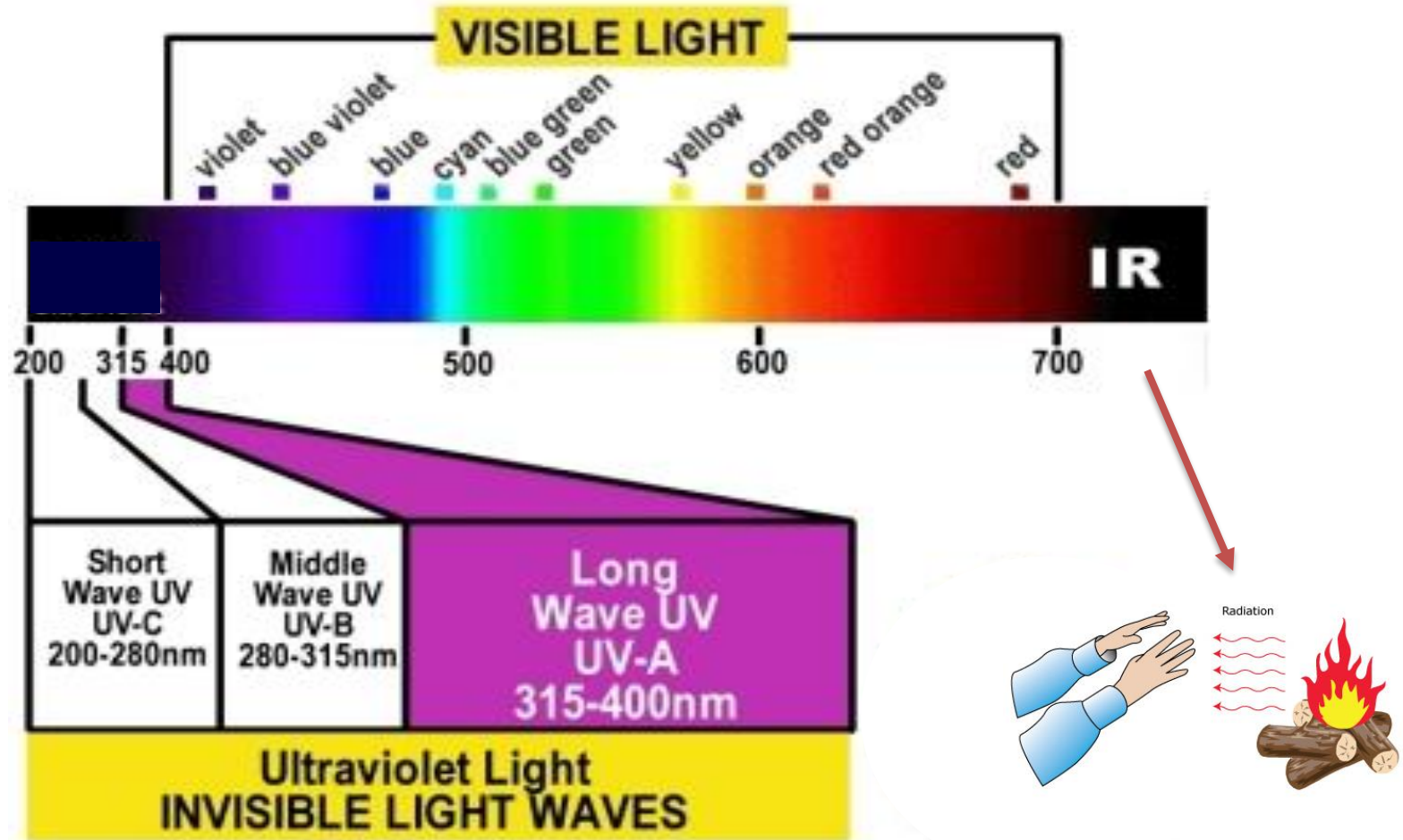
Electromagnetic radiation



Ranges of electromagnetic radiation



Optical range

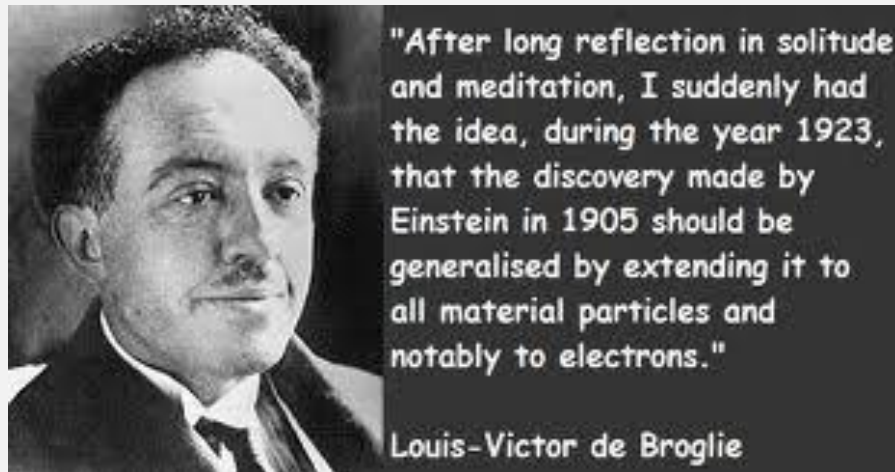


Why only light could have dual nature?

De Broglie's concept: the wave-particle duality

All particles exhibit both wave and particle properties

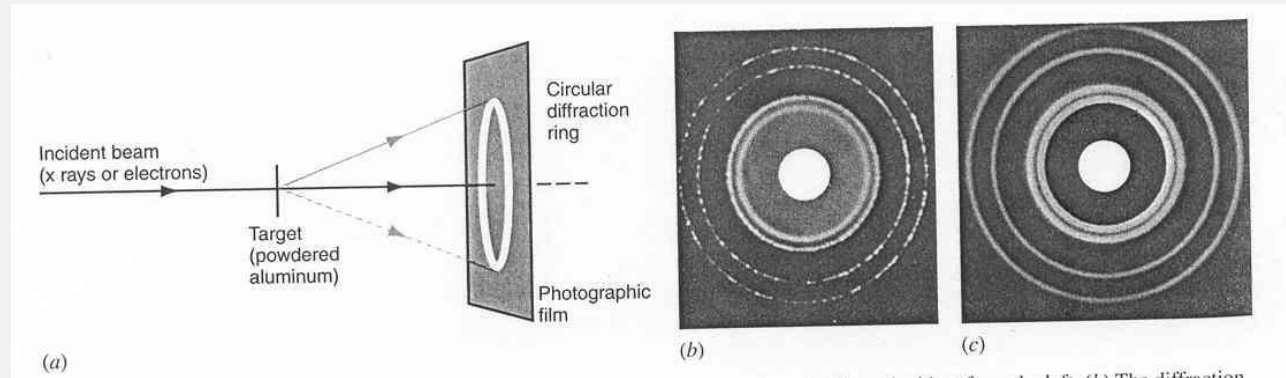
Momentum of the electron: $p = m_e v$



$$\lambda = h / p$$

Nobel prize in 1929

Particles can behave as waves!



Electrons indeed behave exactly as if they were waves.



Clinton Joseph
Davisson



George Paget
Thomson

Nobel Prize in Physics 1937

*"for their experimental discovery of the
diffraction of electrons by crystals"*

Checklist

What is a radiation?

What are the parameters of waves?

What does the dual nature of light mean?

How can one prove the wave nature of light?

How can one prove the particle nature of light?

How can we give the energy of the photon?

What is the matter wave?

Measures and units

wavelength

frequency

energy

intensity

Related chapters in

Damjanovich, Fidy, Szöllősi: Orvosi Biofizika

II. 2. 1.

2.1.1

2.1.2

2.1.3

2.1.4

2.1.5

2.1.8